


Revision Guide

February 2018



MOCK 2



Mildenhall College
ACADEMY



www.mildenhall.atrust.org.uk

Welcome to your revision guide...

Dear Student,

I have put this revision guide together for you to use as an important learning tool to help you plan your revision for the next set of mocks after February half term. Within it you will find all of the subjects that you will be examined in and top tips on how to succeed in these exams.

You are in control of the grades that you get. Although it may seem tough the hard work and effort that you put into your revision will pay off.

You have an exciting future ahead of you so put the time in now to ensure that when you get your next set of mock results you know that they are a true reflection of your ability.

Finally, use the holidays to get plenty of revision done but make sure you incorporate some breaks to let your mind refocus and recharge itself.

Good luck!

Mr Goodenough

Assistant Principal



Revision

It is important that you revise carefully for all of your exams; it can make a big difference to your final results. This booklet is designed to give you basic information on how to revise for each of your exam based subjects. Your teachers will also give you extra information, guides and sheets in class to help you with your revision. Many teachers will also run lunchtime and after school sessions on revision. Do try to attend these.

There are lots of different ways to revise but there are a few basic rules that you should follow:

Don't

- Leave revision to the week/night before the exam; you won't have enough time to do it properly!
- Just sit there reading the notes in your books. You will get very bored and you will remember very little of what you have read half an hour later!

Do

- Draw up a revision timetable and stick to it (a suggested format can be found further on in this guide). Alternatively you can make one on www.getrevising.co.uk
- Revise actively and make notes, write cards, draw spider diagrams, use revision guides and websites.
- Test yourself and get others to test you.
- Make sure you understand the information. If you don't, note down where the problem is and ask your teacher to explain it again.
- Do past exam papers under timed conditions.
- Use the mark schemes to check your work.

Find a suitable place to study, somewhere:

- quiet,
- where there are no distractions,
- which is well ventilated,
- at an appropriate temperature,
- where you can leave your books out open and your pens, paper, ruler, post-it notes, calculator etc. ready for use.
- If this is not available at home, perhaps you can find some space at a relative's or friend's house.



Take regular short breaks

Try to get at least 8 hours sleep per night

Remember: aim to do 10 hours revision per exam paper!





'Fail to plan, plan to fail'

Draw up a revision timetable for each of the weeks that you have left before the exams. The key to successful revision is starting early and working regularly. Plan your time to include study, revision and social activities. A balance between these activities is vital if you are to succeed!

- Do some gentle exercise before starting your work. This will help to relieve any tension and get your brain working well.
- Try making colourful mind maps/spider diagrams from your notes.
- Skim read your books to get an overview of your subject, before reading them in depth and taking notes.
- Try writing your own questions on the topic you are studying and give yourself short tests.
- Review your notes, maps and quizzes regularly to reinforce your knowledge.
- Take regular short breaks to give your brain a rest!
- When you are ready, work through past papers in exam conditions. This will help you understand the structure and format of the papers and the amount of time you will have available in the exam hall.

In the exam

Make sure you read all the questions completely, take note of the marks available and then allocate your time for each question.

If your mind goes blank or you find yourself panicking in the exam, breathe slowly and deeply for a couple of minutes and then go back to answering the questions.

Internet Revision

'Sam Learning has a real, positive impact on results'

Sam Learning provides online revision, exam and test practice for different GCSEs. Recent studies carried out in Suffolk showed that the majority of students who spent 10+ hours using Sam Learning, as part of their revision programme, improved on their expected results, many by as much as one grade higher than they had been predicted. Log onto your SAM Learning account at: www.samlearning.com

Centre ID: IP28MCA


User ID: date of birth followed by your initials (e.g. 100392JS)

Password: initially the same as your user ID

Remember to use revision notes, cards & spider diagrams along with images, colour boxes, highlighter pens, underlining, circles and space as these can be very useful revision tools!



PRODUCT DESIGN



Exam board page:

<http://www.aqa.org.uk/subjects/design-and-technology/gcse/design-and-technology-product-design-4555>

Areas of topics covered in mock 2:

- Classification and working properties of materials
- Paper/card
- Timber based materials. Be able to identify common timbers such as pine, mahogany, teak, ash, beech used in the manufacture of products. Be able to identify common manufactured boards i.e. MDF, plywood, chipboard, blockboard, hardboard
- Ferrous and non-ferrous metals. Be able to identify common metals i.e. silver, stainless steel, mild steel, cast iron, brass, copper, zinc, aluminium, pewter
- Plastics: be able to identify common thermoplastics i.e. high impact polystyrene, expanded polystyrene, acrylic, acetate, HDPE, PVC, PET. Be able to identify common thermosetting plastics i.e. GRP, Epoxy resin, UF, MF. Understand the difference between thermoplastics and thermosetting plastics.
- New materials: Pupils should have a knowledge and understanding that the development of new and smart materials are allowing designers to meet a variety of user needs in new and exciting ways e.g.
 - Precious Metal Clays (PMC) used in jewellery manufacture,
 - Corn starch polymers used in packaging,
 - Thermochromic pigments used for thermal warning patches
 - Shape memory alloys.
- Design and Market Influences
- Packaging
- Ethical, Environmental and Sustainability Issues
- Safety
- Understand that products are manufactured to different scales of production i.e. one-offs, batch, mass, continuous, and just in time (JIT)
- Use of ICT (Information and Communication Technology): CAD/ CAM.

Useful websites:

- <http://www.technologystudent.com/>
- <http://www.bbc.co.uk/education/subjects/zybc87h>
- <http://www.bbc.co.uk/schools/gcsebitesize/design/resistantmaterials/>
- <http://www.design-technology.org/>

Revision sessions:

Every Thursday after school in room 23. 3.30- 4.30 pm

Teachers to ask if you have a problem:

Mr M. Daniels

PHYSICAL EDUCATION

Exam board page:

<http://www.wjec.co.uk/qualifications/physical-education/physical-education-gcse/>

Areas of topics to be covered in mock 2:

Relationship between health and fitness, risks associated with a sedentary lifestyle, Energy systems, A balanced diet, components of fitness, test procedures, methods of training, muscular system, immediate and regular benefits of exercise, goal setting, information processing, feedback, stages of learning, skill continuums, guidance , practice, methods of mental preparation, factors affecting participation, factors affecting provision, effects of media coverage, ethical issues and deviance in sport.

Useful websites:

<http://www.wjec.co.uk/qualifications/physical-education/physical-education-gcse/>

GCSE Bitesize, S-Cool

Revision tips:

- Ensure folder is up to date and organised!
- Purchase a revision guide and workbook - can be ordered through Miss Muttock @ 5.50 each (at selected times)
- Complete activities from your revision workbooks
- Ask for extension questions from the classroom teacher - we have a bank of 6 mark questions students can complete as additional homework / revision
- Copy out key words and definitions onto post-it notes or brightly coloured cards and display around your bedroom eg. Definition of skill, definition of flexibility etc.
- Make flash cards listing the key features of each 'topic' e.g. List and explain all skill related components of fitness, list and describe all methods of training etc.
- Revise with a 'buddy' and write each other questions and mark schemes to test each other.
- Produce an A3 topic summary sheet, condensing all of the information from one topic on to 1 side of A3. Make it eye-catching and display somewhere that you will see it. You could do this for all topics and produce a small booklet of revision notes.
- Record an audio or video blog on a given topic, demonstrating a thorough understanding of the content.

Revision sessions:

Wednesday lunch time for drop in sessions in room 19

Wednesday afterschool in room 19

Teachers to ask if you have a problem:

Miss B. Muttock

Mr O. Hughes



ENGLISH LANGUAGE & LITERATURE

Exam board page:

<http://qualifications.pearson.com/en/subjects/english.html>

Areas of topics to be covered in mock 2:

Literature Paper 1 - Macbeth and An Inspector Calls

Literature Paper 2 - Jekyll and Hyde or Christmas Carol, Relationship Poetry and Unseen Poetry

Useful websites:

<http://www.shakespeare-online.com/plays/macbethscenes.html>

<http://www.thehazeleyacademy.com/wp-content/uploads/2014/05/An-Inspector-Calls-Full-Text.pdf>

<http://www.learnlibrary.com/jekyll-hyde/>

<http://www.stormfax.com/1dickens.htm>

<https://www.youtube.com/channel/UCVn-kugx4HvEtiHRvnm1I7Q>

MrBruff.com

<https://www.s-cool.co.uk/gcse/english>

Revision sessions:

Literature revision sessions every Tuesday and Thursday

Teachers to ask if you have a problem:

Mr C. Milne, Ms C. Percy, Miss L. Medcalf, Mr S. Harvey, Mrs E. Kireia



MATHEMATICS

Exam board: AQA GCSE Maths(8300)

Exam board page: <http://allaboutmaths.aqa.org.uk/newspec8300>



You will have 3 papers to sit for your GCSE Maths exam:

Paper 1 - 1 hour 30 minutes (non-calculator)

Paper 2 - 1 hour 30 minutes (calculator allowed)

Paper 3 - 1 hour 30 minutes (calculator allowed)

You will need:

Pen, pencil, ruler, rubber, protractor, compass, calculator. **We will NOT be lending any equipment!**

Areas of topics to be covered in the February mock:

Number, Algebra, Ratio & proportion, Geometry & Measures, Probability & Statistics

You have already sat mock 2 paper 1 on Thursday 1st February.

A specific revision list of topics for papers 2 & 3, is included on the next page - make sure that you revise from the list matched to your correct tier of entry!

Useful websites:

www.mymaths.co.uk

login; Mildenhall

Please ask your Maths teacher for the password (we are not allowed to publish it!) as well as your individual login for homework exercises

www.mathswatchvle.com

Centre ID; mct

Username; maths

Password; 1234

There are some excellent videos, revision exercises and exam questions on this website

www.corbettmaths.co.uk

Have a go at the '5-a-day' revision questions

There are also some excellent videos, revision exercises and exam questions on this website

Time and dates of any revision sessions:

There will be revision sessions held every lunchtime in room 8 as well as revision sessions after school on a Wednesday

Teachers to ask if you need help:

Mrs C. Kerr - Assistant Principal/Faculty Leader for Maths carolyn.kerr@mca.attrust.org.uk

Mr F. Hughes - Assistant Faculty Leader for Maths freddie.hughes@mca.attrust.org.uk

Year 11 Foundation Mock 2

Exam Revision List

Paper 2

YOU WILL NEED;

Pen, pencil, ruler, rubber, protractor, compass, calculator

NO EQUIPMENT WILL BE LENT!

*appears more than once

Paper 2 – Calculator

Time
 Properties of integers
 Place value
 Formulae
 Simplifying expressions
 Collecting like terms
 Bar charts
 Money
 Fractions of amounts*
 Sum/product/difference
 Properties of triangles
 Factors
 Use of calculator
 Rounding
 Reading tables
 Percentages*
 Circles
 Substitution
 Mean
 Ratio*
 Relative frequency & estimation
 Types of data
 Transformations
 Volume*
 Solving equations
 Sequences
 2D trigonometry

Grade	5	4	3	2	1
Mark (80)	52	41	30	19	8

Year 11 Foundation Mock 2

Exam Revision List

Paper 3

YOU WILL NEED;

Pen, pencil, ruler, rubber, protractor, compass, calculator

NO EQUIPMENT WILL BE LENT!

*appears more than once

Paper 3 – Calculator

Properties of integers*
 Probability*
 Fractions*
 Units of measure
 Proportion
 Coordinates
 Area of shapes
 Functions machines
 Four operations
 Multiples
 Substitution**
 Surface area
 Metric conversion
 Simple interest
 Scale drawings
 Compass bearings
 Fractions of amounts
 Inequalities
 Interpreting average and range
 Venn diagrams
 Speed/distance/time
 Angles in polygons
 Inverse proportion
 Formulae*
 Frequency trees
 Reverse percentages
 Compound units
 Expand and simplify

Grade	5	4	3	2	1
Mark (80)	52	41	30	19	8

ART

Areas of topics to be covered in the February mock:

Assessment Objective 4: Making a personal, informed, and meaningful response

You must demonstrate a personal response throughout your project, from the decisions you make when choosing a theme or brief, to the ways in which you realise your intentions in the final piece. Your source materials and how you respond to them, and how you record your ideas are key to showing a personal response.

Practising your skills in using different media and processes you are able to develop the ways in which you convey your ideas and responses - your personal visual language.

Checklist:

When making a personal response have you:

- * Considered different themes or approaches to your brief?
- * Carefully selected and studied your source materials?
- * Made a personal choice about materials, media and working processes?
- * Experimented with media, materials and techniques?
- * Recorded and developed your ideas in a personal way?
- * Presented your work carefully?
- Realised your intentions?

When developing your personal visual language have you:

- * Selected appropriate source material?
- * Worked with different media and processes?
- * Experimented with media, materials and techniques?
- * Recorded and developed your ideas in a personal way?
- Realised your intentions?

Revision sessions:

Monday, Thursday & Friday lunchtime. Wednesday & Thursday from 3:30pm.

Teachers to ask if you need help:

Miss N. Moles-Smith

Mrs E. Polk

Mr G. Thurling



HISTORY

Exam board page:

<http://www.aqa.org.uk/subjects/history/gcse/history-8145>

Areas of topics to be covered in the February mock:

Paper 1: Understanding the modern world

Section A: America, 1920-1973: Opportunity and inequality

Section B: Conflict and tension: The First World War, 1894-1918

Questions

Section A - six compulsory questions (40 marks)

Section B - four compulsory questions (40 marks)

Plus 4 marks for spelling, punctuation and grammar

Useful websites:

http://www.bbc.co.uk/history/worldwars/wwone/launch_ani_western_front.shtml

<https://revisionworld.com/gcse-revision/history/world-history/world-war-one-1914-1918/causes-world-war-one>

<http://www.johndclare.net/>


Suggested revision guide:

My Revision Notes: AQA GCSE (9-1) History* - £9.99

ISBN: 9781510404045

*This revision guide covers America, Medicine and the Normans.

For the First World War, use the revision guide / website links emailed by Mrs Powling.



Teachers to ask if you need help:

Mrs N. Powling (Faculty Leader for Humanities)

Miss H. Naylor (Assistant Faculty Lead)

SCIENCE

Exam board:

Combined Science - AQA Trilogy

Biology, Chemistry and Physics - AQA Biology, Chemistry and Physics

<http://www.aqa.org.uk/subjects/science/gcse>

What students will be tested on in mock 2:

Combined Science: Biology 4.1 - 4.7; Chemistry 5.1 - 5.10; Physics 6.1 - 6.7

Biology: 4.1 - 4.7

Chemistry: 5.1 - 5.10

Physics: 6.1 - 6.8

Specific revision activities:

Past paper questions.

Tarsias

10 question revision and learn

Useful links to revision:

www.kerboodle.com

www.mymaths.co.uk

The Gojimo app or website (can use on any phone or tablet)

Quizlet

Revision sessions:

To be advertised in the Science faculty.

Teachers to ask if you need help:

Mrs R. Ackland (Faculty Leader for Science)

Mrs A. Briggs-Hunter

Mr K. Chubb

Mr G. Collier

Miss L. Hill

Mr J. Manlow

Mr M. Pickard

Miss L. Stearn

Miss V. Southward

Mr K. Ward

Mrs J. Wetton



GEOGRAPHY

Exam board page:

<https://qualifications.pearson.com/en/qualifications/edexcel-gcse/geography-b-2016.html>

Areas of topics to be covered in the February mock:

Paper 3: People and Environment Issues - Making Geographical Decisions

Section A: People and the biosphere

Section B: Forests under threat

Section C: Consuming energy resources

Section D: Making a geographical decision

The exam includes multiple-choice questions, short open, open response and extended writing questions. Section C will include 8-mark extended writing questions and Section D will offer a choice of one from three geographical decisions assessed through a 12-mark extended writing question.

Useful websites:

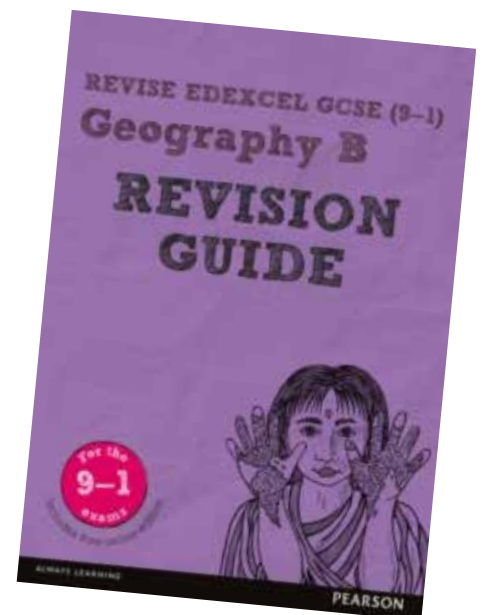
<https://revisionworld.com/gcse-revision/geography>

<https://www.s-cool.co.uk/gcse/geography>

Suggested Revision guide:

Revise Edexcel GCSE (9-1) Geography B Revision Guide - £5.99

ISBN: 9781292133782



Teachers to ask if you have a problem:

Mrs N. Powling (Faculty Leader for Humanities)

Miss N. Hood (Vice Principal)

Mr K. Ward (Vice Principal)

COMPUTER SCIENCE

Exam board website:

<http://www.ocr.org.uk/qualifications/gcse-computer-science-j276-from-2016/>

Areas of topics to be covered in the February mock:

Component 1:

- Systems Architecture
- Memory
- Storage
- Wired and wireless networks
- Network topologies, protocols and layers
- System security
- System software
- Ethical, legal, cultural and environmental concerns

Component 2:

- Algorithms
- Programming techniques
- Producing robust programs
- Computational logic
- Translators and facilities of languages
- Data representation

Algorithms may be tested in both components.

Useful Websites:

<http://www.teach-ict.com/> (Username: IP28 7HT, Password: gateway1)

<https://www.bbc.co.uk/education/subjects/z34k7ty>

<http://www.computing.outwood.com/NEA/python/index.html>

Revision Sessions:

Revision Sessions run Thursdays and Fridays after school in room 72

Teachers

Mr M. Sexton: martin.sexton@mca.attrust.org.uk

Mr J. Kelly: jonathan.kelly@mca.attrust.org.uk



MUSIC

Exam board:

<http://filestore.aqa.org.uk/resources/music/specifications/AQA-8271-SP-2016.PDF>

What students will be tested on in Mock 2:

Section A

All 4 areas of study (Western Classical, Folk, pop and Rock, Modern Classical) in an unseen listening test

Section B

2 Set Works (Beatles and Haydn) long answers

Revision websites:

BBC Bitesize

<http://misterlewismusicwiki.wikispaces.com/GCSE+%28AQA%29>

Teachers to ask if you need help:

Mrs J. Sayer

Mrs S. Wright



SPANISH

Exam board - AQA GCSE Spanish 8698

You will sit 4 exams: Reading, Writing, Listening and Speaking. Each exam makes up 25% of the final grade. Your speaking exam time and date will be arranged with your teacher.

Any of the following topics may be included in the exams:

- * Self & Family
- * Technology & Everyday life
- * Free-time activities
- * Home, Town, Neighbourhood & Region
- * Social Issues
- * Global Issues
- * Travel & Tourism
- * My Studies
- * Life at school/college
- * Education post-16
- * Jobs, careers, choices and ambitions

Revision Tips:

- * Regularly practise grammar and make sure you learn the tenses off by heart
- * Develop a habit of regular vocabulary revision on a weekly basis (not just for tests!)
- * Complete activities in class and at home to help with reading and writing skills (reading Spanish newspapers for example)
- * Watch Spanish films to help with your listening skills and listen to Spanish radio
- * Take an active part in speaking routine at start of every lesson
- * Take every opportunity to speak Spanish to your teacher

Revision Websites/Apps:

Duolingo Spanish: www.duolingo.com/course/es/en/Learn-Spanish-Online

GCSE Bitesize Spanish: www.bbc.co.uk/schools/gcsebitesize/spanish/

Oye Spanish: oye.languageskills.co.uk/index.html

Teachers

Miss P. Samuels (Faculty Leader MFL)

Miss L. McGinty



Mildenhall College
ACADEMY

MOCK 2

Revision Guide - February 2018

